

# ADVANCE ADAPTERS INC.

P.O. Box 247, 4320 Aerotech Center Way  
Paso Robles, CA 93447

Telephone: (800) 350-2223 Fax: (805) 238-4201

## P/N: 50-6904

Old Part No: 711069-F

PAGE 1 OF 2 (New 1/93)

Page Rev. Date: 06-21-02

## GM 700R-4 TO FORD N/P 208 TRANSFER CASE WITH 31 SPLINE

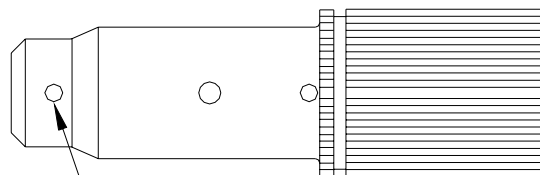
### KIT CONSISTS OF:

No.	Qty	Part No.	Description
1.	1	51-6904	CASTING (Ref: modified 51-6300) ( <i>Assembled by AA</i> )
2.	1	52-6900	SHORT SHAFT 700R-4 (Ref: 711369)
3.	1	52-6902	FORD SPUD SHAFT (27 Inside x 31 Outside) (Ref: 711369-F) ( <i>Assembled by AA</i> )
4.	1	716082	700R PLASTIC WASHER
5.	1	716308	BEARING (#6209) ( <i>Assembled by AA</i> )
6.	1	716450	SNAP RING ( <i>Assembled by AA</i> )
7.	1	716456	SNAP RING ( <i>Assembled by AA</i> )
8.	1	716511	"O" RING
9.	1	716517	GASKET
10.	4	720046	S.H.C.S. (Metric)

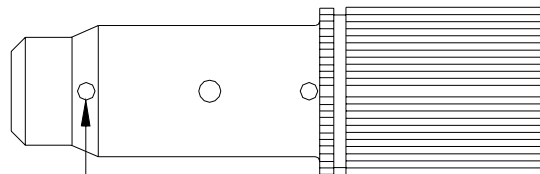
### NOTES:

1. The transmission must be equipped with the special Advance Adapters output shaft.
2. The transfer case linkage will need to be fabricated for use with this adapter.
3. On the front side of the transfer case, the input sleeve has an oil seal to prevent fluid transfer between transmission and transfer case. We would recommend using a dual-lip seal.
4. The front side of the transfer case will need to have the dowel pin removed in order to accept the new adapter housing.
5. The output shaft of the new adapter assembly may require shortening on certain applications. Test fit the adapter to the transfer case and make sure that the new 31 spline shaft does not bottom out inside the 31 spline coupler.
6. If using this kit on a NP205 transfer case, the adapter will need to be modified for shifter linkage clearance.

THE 700R HAD A DESIGN CHANGE ON THE OUTPUT SHAFT. THE OIL HOLE HAS BEEN RELOCATED TO THE CHAMFER ON THE SHAFT. THE INPUT HOUSING LUBE SEAL (SOFT AND RED IN COLOR) FOR THE LATER DESIGN SHAFTS MUST BE CHANGED TO THE HARD PLASTIC SEAL PROVIDED IN THE KIT. MOST OF THE OUTPUT SHAFTS WE USE ARE AN EARLIER DESIGN SHAFT WHICH WILL ONLY WORK WITH THE HARD PLASTIC WASHER SUPPLIED IN THIS KIT.



THE 700R PREVIOUS DESIGN LUBE HOLE LOCATION  
EARLY DESIGN SHAFT (REQUIRES HARD PLASTIC WASHER)



THE 700R REVISED LUBE HOLE LOCATION  
LATE MODEL SHAFT (CAN USE EITHER SOFT OR HARD PLASTIC WASHER)

**SPECIAL NOTE:** The components packaged in this kit have been assembled and machined for specific type of conversions. Modifications to any of the components will void any possible warranty or return privileges. If you do not fully understand modifications or changes that will be required to complete your conversion, we strongly recommend that you contact our sales department for more information. This instruction sheet is only to be used for the assembly of Advance Adapter components. We recommend that a service manual pertaining to your vehicle be obtained for specific torque values, wiring diagrams and other related equipment. These manuals are normally available at automotive dealerships and parts stores.

# ADVANCE ADAPTERS INC.

P.O. Box 247, 4320 Aerotech Center Way  
Paso Robles, CA 93447

Telephone: (800) 350-2223 Fax: (805) 238-4201

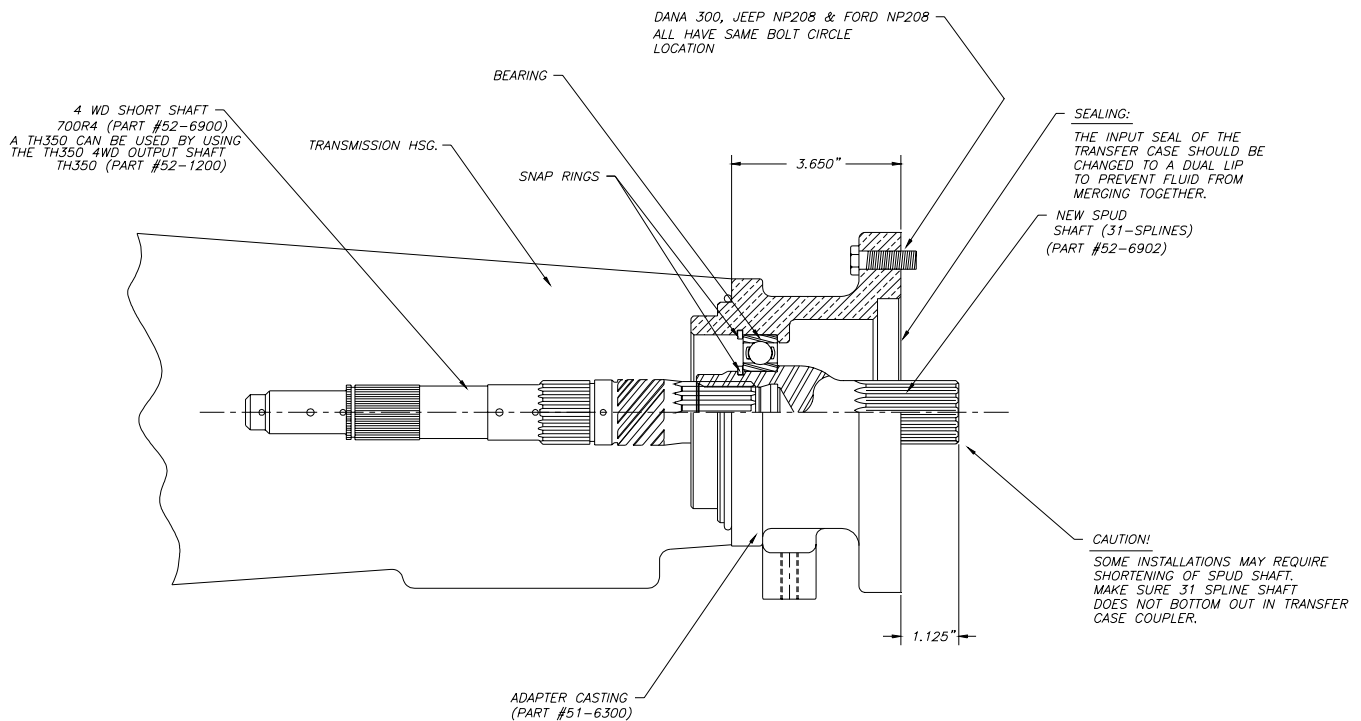
P/N: 50-6904

Old Part No: 711069-F

PAGE 2 OF 2 (New 1/93)

Page Rev. Date: 10-10-02

## GM 700R-4 TO FORD N/P 208 TRANSFER CASE WITH 31 SPLINE



**SPECIAL NOTE:** The components packaged in this kit have been assembled and machined for specific type of conversions. Modifications to any of the components will void any possible warranty or return privileges. If you do not fully understand modifications or changes that will be required to complete your conversion, we strongly recommend that you contact our sales department for more information. This instruction sheet is only to be used for the assembly of Advance Adapter components. We recommend that a service manual pertaining to your vehicle be obtained for specific torque values, wiring diagrams and other related equipment. These manuals are normally available at automotive dealerships and parts stores.